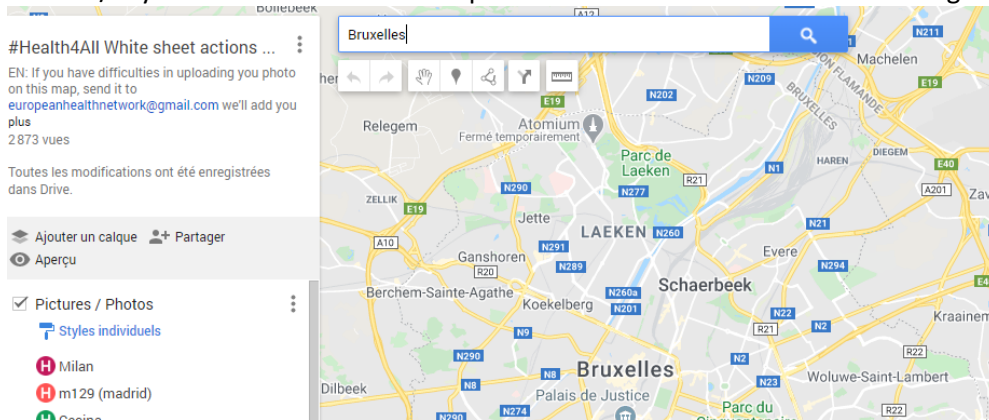


English – Manual: how to put your actions (and photo's and video's) for April 7 on the Interactive map

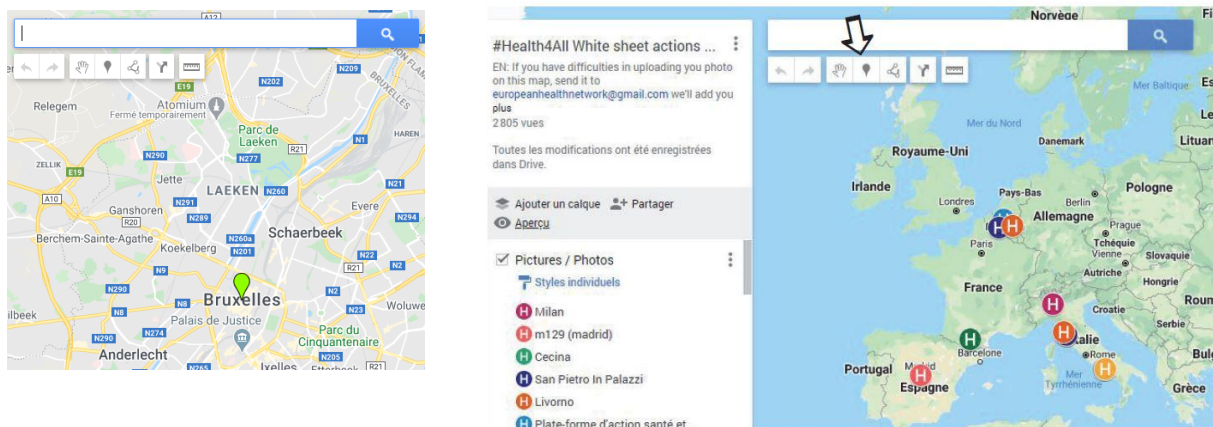
The interactive map [here](#)

How to use the interactive map:

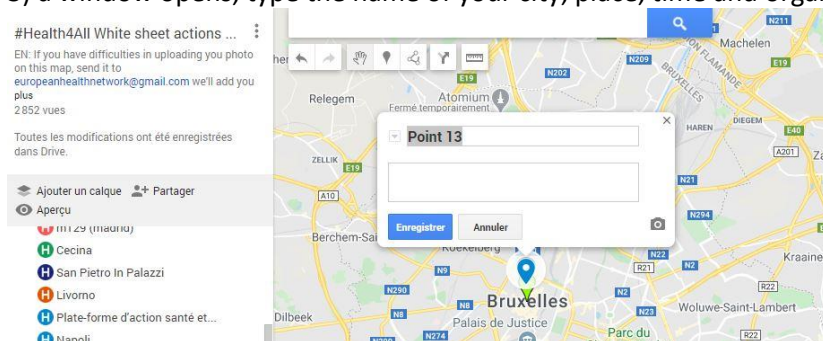
1) zoom on the part of the map that you want (+/- buttons on the bottom right of the screen) OR type your address/city in the search bar at the top of the screen and then click on the magnifying lens



2) click on the pointer symbol under the search bar (looks like an upside-down drop), then place the cursor on the map in the place that you want to mark



3) a window opens, type the name of your city, place, time and organization in the title field



4) if you want you can click on the camera icon and upload your photo(s) (can be done also at a later stage at the day itself)

5) click on SAVE

It's done, thank you!